




# Renault Master 24-

Mounting instructions

Art. 82861070

Skid plate

Scan the QR code  
for translated  
instructions or visit  
[metec.ee/instructions](http://metec.ee/instructions)



Weight: 13,0 kg

Time of mounting w/o wiring: 30 min

**Required tools:**

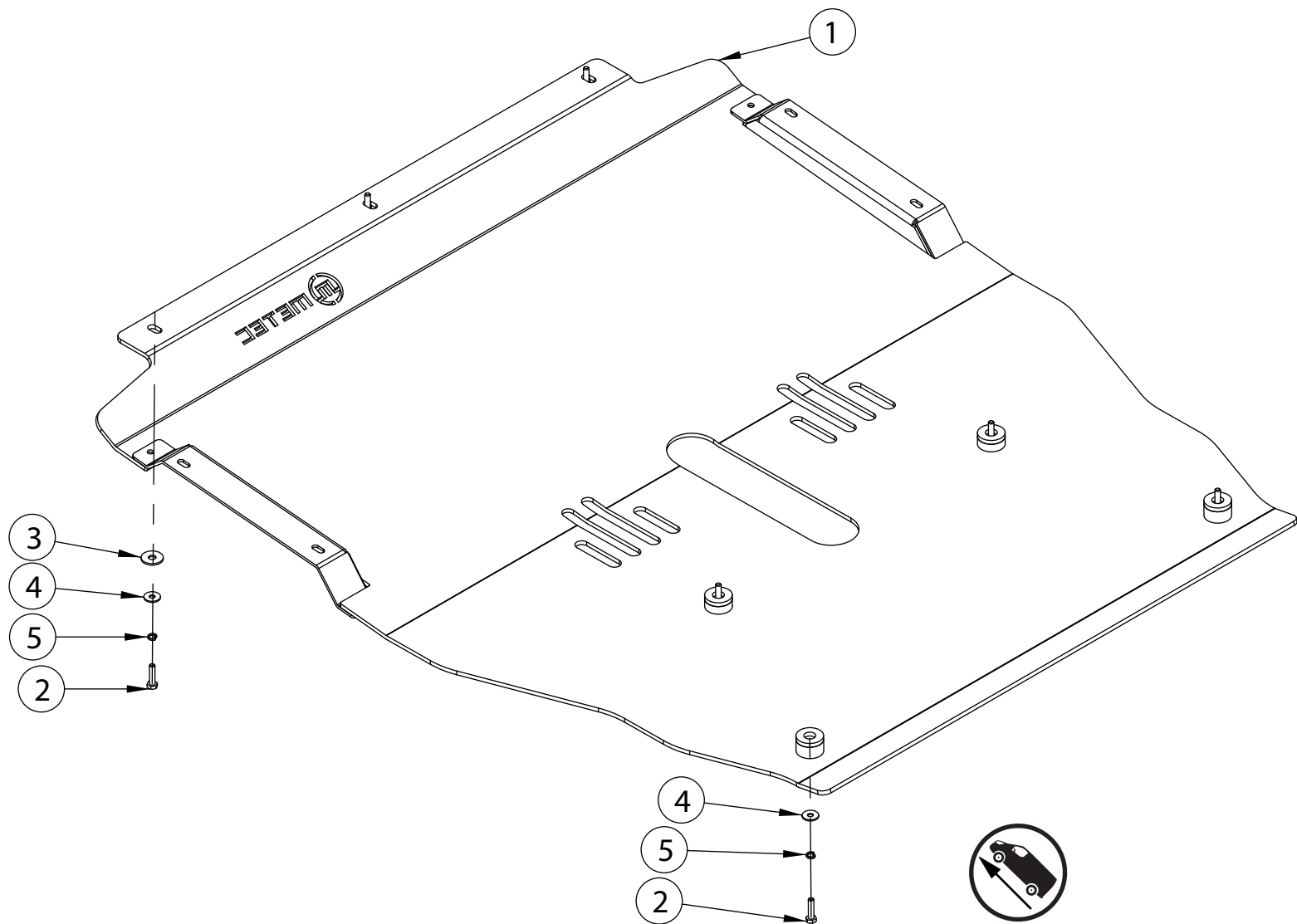


<b>Zn</b>
<b>M6 - 9,8 Nm</b>

# Renault Master 24-

Art. 82861070

Skid plate



Pos	Description	QTY
1.	Skid plate	1
2.	Bolt M6x25 DIN933-galZn	7
3.	Flat Washer 8,4x24x2	3
4.	Flat Washer 6,4x16x1,6	7
5.	Spring washer A6	7

# Renault Master 24-

Art. 82861070

Skid plate


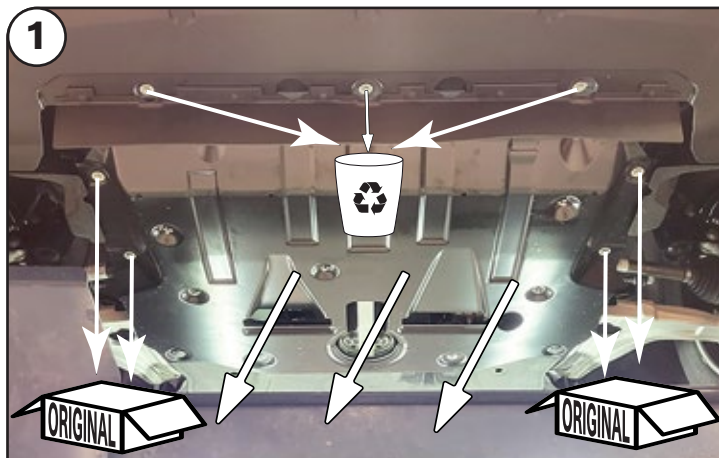
## NB!



To prevent cold welding, use cold weld grease or engine oil



Installation of the lights must be carried out by a qualified electrician only



Check and retighten the fasteners after each 10 000km



Clean and wash the product twice a month to prevent corrosion

In case of any defects or damage to the METEC product upon delivery, contact the reseller or point of sale where you made your purchase for resolution